

# JourneyBeyond



**It's all about the Journey!**

# Meet the Tribe





Outstanding Expertise  
**WINNER**  
**BEST CONTENT PROVIDER**  
DMC  
2019  
**Traveller Made®**

# WHY JOURNEY BEYOND

- Independent
- Hands on day to day management
- First hand knowledge
- Over 40 years of experience
- Excellent relationships with suppliers
- Passionate about Service and Africa
- African Travel Designers: True good old-fashioned consulting - FIT specialists



# YOUR AFRICA SPECIALIST

## OUR EXPERTISE

### South Africa

### Southern Africa

Botswana, Zambia, Zimbabwe,  
Mozambique,  
Malawi & Namibia

### East Africa

Tanzania, Kenya, Uganda,  
Rwanda & Congo

### Indian Ocean Islands

Seychelles, Mauritius, Maldives  
& Madagascar

*Focused on  
the luxury end  
of the market*



# RATE SHEETS FOR OUR AGENTS

# JourneyBeyond

PO Box 68954, Bryanston,  
2021, Gauteng, South Africa  
Tel: +27 11 781 9210  
Email:  
journey@journeybeyond.travel

21-Jan-20 to 31-Mar-21

RI

## Nightly Rate Sheet

### Botswana

#### Kasane

#### [Kasane](#)

#### [&Beyond Expeditions](#)

|                                       | <a href="#">MEALS</a> | <a href="#">PERIOD</a> | <a href="#">ROOM</a> | <a href="#">CURR</a> | <a href="#">PPS</a> | <a href="#">SS</a> |
|---------------------------------------|-----------------------|------------------------|----------------------|----------------------|---------------------|--------------------|
| Botswana Highlights Expedition (8nts) |                       |                        |                      |                      |                     |                    |
|                                       |                       | 1-May-19 - 31-Jan-20   | TENT                 |                      | Closed              |                    |
| FI                                    |                       | 01-Feb-20 - 30-Apr-20  |                      | USD                  | 3 178,00            | 1 467,00           |
|                                       |                       | 1-May-20 - 31-Jan-21   |                      |                      | Closed              |                    |
| Classic Explorer Expedition (8nts)    |                       |                        |                      |                      |                     |                    |
|                                       |                       | 1-Jan-20 - 30-Jan-20   | TENT                 |                      | Closed              |                    |
| FI                                    |                       | 31-Jan-20 - 30-Jun-20  |                      | USD                  | 3 356,00            | 1 467,00           |
| FI                                    |                       | 01-Jul-20 - 30-Sep-20  |                      | USD                  | 5 967,00            | 2 772,00           |
| FI                                    |                       | 01-Oct-20 - 31-Dec-20  |                      | USD                  | 3 356,00            | 1 467,00           |
|                                       |                       | 1-Jan-21 - 30-Jan-21   |                      |                      | Closed              |                    |
| Mini Explorer Expedition (6nts)       |                       |                        |                      |                      |                     |                    |
|                                       |                       | 1-Jan-20 - 31-Jan-20   | TENT                 |                      | Closed              |                    |
| FI                                    |                       | 01-Feb-20 - 30-Jun-20  |                      | USD                  | 2 712,00            | 1 144,00           |
| FI                                    |                       | 01-Jul-20 - 30-Sep-20  |                      | USD                  | 4 739,00            | 2 156,00           |
| FI                                    |                       | 01-Oct-20 - 31-Dec-20  |                      | USD                  | 2 712,00            | 1 144,00           |
|                                       |                       | 1-Jan-21 - 31-Jan-21   |                      |                      | Closed              |                    |
| Superior Explorer Expedition (8nts)   |                       |                        |                      |                      |                     |                    |
|                                       |                       | 1-Jan-20 - 30-Apr-20   | TENT                 |                      | Closed              |                    |
| FI                                    |                       | 01-May-20 - 30-Jun-20  |                      | USD                  | 3 528,00            | 1 550,00           |
| FI                                    |                       | 01-Jul-20 - 30-Sep-20  |                      | USD                  | 6 250,00            | 2 912,00           |
| FI                                    |                       | 01-Oct-20 - 31-Dec-20  |                      | USD                  | 3 528,00            | 1 550,00           |
|                                       |                       | 1-Jan-21 - 30-Apr-21   |                      |                      | Closed              |                    |

# RATE SHEETS FOR OUR AGENTS



## BOTSWANA CHARTER (RI) RATES 2020

Updated - 17 December 2019

| Group A  | Group B   | Group C   | Group D   |
|--|---|---|---|
| Chitabe<br>Delta<br>Qorokwe / Gomoti<br>Ntswi<br>Santawani<br>Stanleys<br>Xaxaba | Abu<br>Banoka / Khwai Private<br>Cement<br>Camp Okavango<br>Guma<br>Hunda<br>Jao<br><br>Jedibe<br>Kadizora<br>Kanana<br>Khwai<br>Kwara<br>Mombo<br><br>Mopiri<br>Motswiri<br>Nxabega<br>Omdop<br>Piajo<br>Pom Pom<br>Seronga<br><br>Shindi<br>Vumbura<br>Xaxanaka<br>Xaranna<br>Xaraxai<br>Xigera<br>Xugana | Chobe (not Kasane)<br>Kwando<br>Lebala<br>Saiile<br>Savute<br>Selinda | Deception Valley<br>Dinaka<br>Hains<br>Kalahari Plains<br>Leroo La Tau<br>Nxai Pan<br>Tau Pan<br><br>Xigaro / Tsigaro<br>Nxamaseri<br>Shakawe |

### 2020 - JOURNEY BEYOND (RI) USD RATES (inclusive of VAT)

|        | MAUN | A   | B   | C   | D   |
|--------|------|-----|-----|-----|-----|
| A      | 364  | 394 | 204 | 206 | 317 |
| B      | 387  | 204 | 204 | 206 | 317 |
| C      | 214  | 206 | 206 | 206 | 317 |
| D      | 237  | 317 | 317 | 317 | 317 |
| KASANE | 356  | 356 | 356 | 356 | 486 |

PLEASE NOTE: ALL RATES ARE **INCLUSIVE** OF 12% VAT

PLEASE NOTE: ALL RATES ARE **INCLUSIVE** OF CURRENT COMBINED SINGLE LIMIT INSURANCE OF US\$100 MILLION

PLEASE NOTE: ALL RATES ARE **EXCLUSIVE** OF ESTIMATED \$15 DEPARTURE TAX FROM MAUN AND KASANE IN 2020

PLEASE NOTE: ALL RATES ARE **EXCLUSIVE** OF ANY LANDING AND PICK UP FEES AT AIRSTRIPS - SEE COMMENTS

| Group A Camps & Lodges   | Comments  |
|--|---|
| CHITABE CHITABE & SANDIBE<br>DELTA DELTA, ODOBALLS & ODOBALLS ENCLAVE<br>QOROKWE / GOMOTI GOMOTI PLAINS & QOROKWE LODGE<br>NTSWI CUNNIS & MOREMI CROSSING<br>SANTAWANI RRA DINARE, MMA DINARE<br>STANLEYS STANLEYS & BAINES<br>XAXABA EAGLE ISLAND | Add \$15/person for drop off and pick up to Chitabe Camp<br>Rates on separate sheet<br>Add \$15/person for drop off and pick up at qorokwe Camp<br>Rates on separate sheet<br>Add \$15/person for drop off and pick up<br>Add \$15/person for drop off and pick up if not staying at Belmont Eagle Island Lodge |

| Group B Camps & Lodges   | Comments   |
|--|--|
| ABU ABU & SEBA<br>BANOKA / KHWAI PRIVATE TULUDI, HYENA PAN, SABLE ALLEY & JACKAL AND HIDE<br>CEMENT MACATOO CAMP<br>CAMP OKAVANGO CAMP OKAVANGO<br>GUMA GUMA & GUMA LAGOON<br>HUNDA TUBU TREE LODGE<br><br>JAO JAO CAMP, KWETSANI, JACANA & PELO<br>JEDIBE SETARI<br>KADIZORA KADIZORA & BUSHMAN PLAINS<br>KANANA KANANA<br>KHWAI KHWAI GUEST HOUSE, RIVER VIEW, RIVER LODGE & NOKONYANA<br>MACHABA, SANCO, KHWAI TENTED & KHWAI BUSH, MOCOTHOLO & SAOLINI<br>KWARA KWARA, LITTLE KWARA & SPLASH<br><br>MOMBO MOMBO<br>MOPIRI MOPIRI<br>MOTSWIRI MOTSWIRI<br>NXABEGA NXABEGA<br>OMDOP DUBA PLAINS<br>PIAJO CHIEFS<br>POM POM POM DoM<br>SERONGA OKAVANGO HOUSE BOATS, KANANGA & TARUK<br>SHINDI SHINDE<br>VUMBURA VUMBURA PLAINS & DUBA EXPLORERS<br>XAKANAKA CAMP MOREMI, XAKANAKA, OKUTI & XOBEGA<br>XARANNA XARANNA & XUDUM<br>XARAXAI MAPULA & UNCHARTERED AFRICA EXPEDITION<br>XICERA XICERA<br>XUGANA XUGANA | Flights to this airstrip only operated by Wilderness Air from 01 Mar 20 - until then Add \$15/person for drop off and pick up<br><br>NB: Airstrip tax is pending and likely to be implemented for 2020 - will advise<br>CERTAIN RESTRICTIONS APPLY<br>Add \$15/person for drop off and pick up<br>Flights to this airstrip only operated by Wilderness Air from 01 Mar 20 - until then Add \$15/person for drop off and pick up<br><br>Add \$15/person for drop off and pick up if not staying at Khwai River Lodge<br><br>NB: Airstrip tax is pending and likely to be implemented for 2020 - will advise<br>Flights to this airstrip only operated by Wilderness Air from 01 Mar 20 - until then Add \$15/person for drop off and pick up<br><br>NB: Airstrip tax is pending and likely to be implemented for 2020 - will advise<br>Add \$15/person for drop off and pick up<br>Add \$15/person for drop off and pick up<br>NB: Airstrip tax is pending and likely to be implemented for 2020 - will advise<br>CERTAIN RESTRICTIONS APPLY<br>NB: Airstrip tax is pending and likely to be implemented for 2020 - will advise |

| Group C Camps & Lodges   | Comments   |
|--|--|
| CHOBE AIRSTRIP (not Kasane) DUMA TAU, KINGS POOL & SAVUTE BUSH CAMP<br>KWANDO KWANDO LAGOON<br>LEBALA KWANDO LEBALA<br>SAILIE LINYANTI BUSH, LINYANTI EXPEDITIONS & LINYANTI EBONY<br>SAVUTE EL EPHANT & SAVUTE SAFARI LODGE<br>CHHOHA HILLS, SKL CAMP SAVUTI & SKL CAMP LINYANTI<br>SELINDA SELINDA, SELINDA CANOE TRAILS, ZARAFI & EXPLORERS | Add \$15/person for drop off and pick up<br>NB: Airstrip tax is pending and likely to be implemented for 2020 - will advise<br><br>NB: Airstrip tax is pending and likely to be implemented for 2020 - will advise |

| Group D Camps & Lodges  | Comments   |
|---|--|
| DECEPTION VALLEY DECEPTION VALLEY<br>DINAKA DINAKA<br>HAINA HAINA SAFARI LODGE<br>KALAHARI PLAINS KALAHARI PLAINS<br>LEROO LE TAU LEROO LE TAU & MENO A KWENA<br>NXAI PAN NXAI PAN<br>NXAMASERI NXAMASERI RIVER LODGE<br>SHAKAWE XARO LODGE, SHAKAWE RIVER LODGE & DROTSKY'S CABINS<br>TAU PAN TAU PAN<br>XIGARO / TSIGARO JACKS, SAN & CAMP KALAHARI | NOT AVAILABLE CURRENTLY<br><br>NB: Airstrip tax is pending and likely to be implemented for 2020 - will advise<br>Rates on separate sheet<br>NB: Airstrip tax is pending and likely to be implemented for 2020 - will advise<br>Rates on separate sheet<br>Rates on separate sheet |

# PRE-DEPARTURE INFORMATION



## BOTSWANA PRE-DEPARTURE INFORMATION



### **Time Zone**

GMT + 2 Hours

One hour ahead of Central European Winter Time

Seven hours ahead of Eastern Standard Winter Time, USA

### **Situation**

Botswana is a land-locked country dominated in geographical terms by the Kalahari Desert - a sand-filled basin averaging 1,100 meters above sea level. The country lies between longitudes 20 and 30 degrees east of Greenwich and between the latitudes 18 and 27 degrees approximately south of the Equator. Botswana is surrounded by Namibia, South Africa, Zambia and Zimbabwe. Slightly larger than France and almost the size of Texas, the landmass covers 581 730 square kilometres (224 607 square miles).

### **Languages**

English is the official language, while Setswana is the most widely spoken African language.

### **Religion**

Early tribal religions were primarily cults. The supreme being and creator was known as the Modimo. Religious rites included the bogwera and bojale (male and female initiation ceremonies) and gofethla pula or rain-making rites. Today, Christianity is the prevailing belief system (well over 60% of the population). Christianity was brought to Botswana by David Livingstone in the 19th Century. The main denominations are Roman Catholic, Anglican, Zion, Lutheran and the Methodist Christian Church.

### **The People**

The population of Botswana is made up of people from approximately 20 different tribes, some of which came originally from Botswana's neighbouring countries: South Africa, Zimbabwe, Zambia, Angola and Namibia. Ethnic groups in Botswana are predominately made up of Tswana people (79 %) and split up among eight tribes. The others include Bamangwato, Bakwena, Bangwaketse, Bakgatla, Barolong, Bamalete, and Batlokwa. The next largest single group of indigenous peoples is the Kalanga, which accounts for about 11% of the population and there are approximately 3% Basarwa (Bushmen). Kgalagadi and whites account for about 7%. Through the centuries, as people of the different tribes joined, they shared many of their customs.



# PRE-DEPARTURE INFORMATION



Today, all of these different customs and beliefs help make up the culture of Botswana, as well as influences from non-African places because Botswana today is a modern country. The people of Tswana origin and also the citizens of the country are called Bastwana or Motswana. The language of Botswana is Setswana, and the word is also used to describe the way of life.

## Climate

Botswana's climate is semi-arid. Though it is hot and dry for much of the year, there is a rainy season, which runs through the summer months. Rainfall tends to be erratic, unpredictable and highly regional. Often a heavy downpour may occur in one area while 10 or 15 kilometres away there is no rain at all. Rain typically falls in short thundershowers in the late afternoon. Showers are often followed by strong sunshine so that a good deal of the rainfall does not penetrate the ground but is lost to evaporation and transpiration. Rainfall is low (approximately 470 mm / 18.5 in) per year and phrases like "rainy season" should be seen in context.

## Weather in Botswana

### Seasons

Spring: September – October

Summer: November – March

Autumn: April – May

Winter: June - August

|                          | JAN | FEB | MAR | APR | MAY | JUN | JUL | AUG | SEP | OCT | NOV | DEC |
|--------------------------|-----|-----|-----|-----|-----|-----|-----|-----|-----|-----|-----|-----|
| Temperature (Fahrenheit) |     |     |     |     |     |     |     |     |     |     |     |     |
| High                     | 90  | 89  | 88  | 87  | 82  | 77  | 77  | 83  | 91  | 95  | 94  | 91  |
| Low                      | 66  | 66  | 63  | 58  | 49  | 42  | 42  | 47  | 55  | 64  | 66  | 66  |
| Temperature (Celsius)    |     |     |     |     |     |     |     |     |     |     |     |     |
| High                     | 32  | 31  | 31  | 30  | 27  | 25  | 25  | 28  | 32  | 35  | 34  | 32  |
| Low                      | 18  | 18  | 17  | 14  | 9   | 5   | 5   | 8   | 12  | 17  | 18  | 18  |
| Rainfall                 |     |     |     |     |     |     |     |     |     |     |     |     |
| mm                       | 110 | 80  | 70  | 25  | 7   | 3   | 0   | 0   | 0   | 30  | 50  | 95  |
| Humidity                 |     |     |     |     |     |     |     |     |     |     |     |     |
| Percent                  | 60  | 60  | 61  | 52  | 49  | 49  | 45  | 39  | 33  | 36  | 43  | 52  |

# SPECIALS OVERVIEW

## Abu Camp

**Valid until 31Dec21 (to be booked until 30Jun20)**

**Fly Further for Free**

Our free flights offer has been extended to include our Hwange camps and Toka Leya – making it possible to book more than one region at fantastic value for money.

Free flights between Victoria Falls Airport/Wilderness Safaris Hwange camps, and vice versa.

Free scheduled road transfers Kasane/Livingstone town or airport or Kasane/Victoria Falls town or airport, and vice versa.

For travel between now and the end of 2021.

**Flying further for free includes:**

Book a minimum of 6 nights at our Wilderness Safaris Botswana, Livingstone and/or Hwange camps, and the first 3 qualifying legs (air and/or road as specified above) are free.

Book a minimum of 8 nights or more at our Wilderness Safaris Botswana, Livingstone and/or Hwange camps, and the first 4 qualifying legs (air and/or road as specified above) are free.

**Key Info**

Book between 10Dec19 and 30Jun20.

Valid for travel between Tuesday 10Dec19 and 31Dec21.

The free flights can be combined with our existing long-stay rates in low season as well as the Solo Traveller offer in Botswana – valid until the end of Mar20!

**Terms and Conditions**

While the minimum number of nights is required at Wilderness Safaris camps, Associated Product can be included – as long as it is booked through Wilderness Safaris and the non-Wilderness camps are accessed via our Wilderness Air Botswana and Zimbabwe circuits and transfers specified above.

Applicable to all full-paying guests, including standard bookings for children and private guides.

Bookings on reduced accommodation rates excluded.

Applicable to NEW quotes and bookings only – no conversion of existing quotes and bookings.

Based on seat rates only, excludes sole-use flights, and excludes relevant departure taxes or landing fees (third party airstrips).

**Valid 01Nov20-31Mar21**

**Green Season Helicopter Special - Deal Extended to Next Year -enquire about rate**

We will offer a 30 Minute Scenic Helicopter flight including champagne stop at the same per person rate as this season. Applicable ex Abu, Seba, Chitabe, Chitabe Lediba, Qorokwe, Jao, Jacana, Kwetsani, Pelo, Tubu Tree, Little Tubu, Mombo, Little Mombo, Vumbura Plains and Little Vumbura

## Bakwena Lodge

**Valid 01Jul20-30Sep20- enquire**

**Jaci's Madikwe & Botswana Treehouse Safari**

Duration: 9 Nights

Suitability: For couples, families & small groups

Tour Overview: 3 nights Jaci's Star Bed Suites, 1 night Intercontinental Johannesburg OR Tambo Airport, 2 Nights Sable Alley, 1 night Sky Beds Okavango Delta & 2 Nights Chobe Bakwena Lodge Treehouse Suites

# SPECIAL INTEREST INSPIRATION



## SECRETS OF TRAVEL IN THE GREEN SEASON REVEALED

Conventional wisdom states that the dry seasons are the best times to visit Africa, with the game dependent on ever-shrinking waterholes and more concentrated, so that sightings are better. With vegetation withering, even smaller creatures can be easier to spot. However, with safari holidays becoming more popular, this emphasis on each region's dry season means that travellers couldn't always escape from the crowds and even the most luxurious lodges often operate at capacity.

The Green Season – that is, the time when the bush comes alive during and after the rains – was often overlooked or dismissed as “not the right time” to go to Africa on holiday. Those in the know, however, referred to it as the Secret Season and like all the best secrets, it was worth keeping.

Let's quickly get the disadvantages of green season travel out of the way. Yes, you're more likely to get rained on (although it will probably be a short cloudburst rather than a sustained downpour, and given that it's summer, we're talking pleasantly warm rain). Yes, the wildlife will have dispersed somewhat and with plants growing at a furious pace, they'll have more places to hide. And yes, there may be more bugs than usual and the humidity will be higher.

With a little careful planning, and a spirit of adventure, we believe that the Green Season can be one of the very best times to visit Africa on safari – and now Journey Beyond can reveal its secrets.

Movements of animals in Africa are largely tied to rainfall, with herds congregating where the freshest, greenest shoots are to be found, and the thunder of their hooves following the distant rumble of storms. As we say in Africa, water makes the herds go round.



# TECHNICAL NEWSLETTER

JourneyBeyond

FEBRUARY 2020 NEWSLETTER



Dear Christin,

Check out our latest travel updates and specials:

- **Jaci's Sabi House** in the Sabi Sand Game Reserve Stay 3 Pay 2 special until 31 March 2020
- **Belmond Safari Lodges** complimentary intercamp flights from 01 June to 30 September 2020 & 24 December to 31 December 2020
- **Singita Kruger National Park** and **Singita Zimbabwe** Stay 6 Pay 5 special including return flights until 31 May 2020 and 01 September to 14 December 2020
- **Azura Benguerra Island** Stay 6 Pay 5 special until 15 December 2020
- **Luxury Private Treehouse** opens in Kruger National Park, South Africa

# IMPORTANT INFORMATION REQUIRED

With all NEW enquiries please send your first request to

[journey@journeybeyond.travel](mailto:journey@journeybeyond.travel) – feel free to copy anyone else here, but for the best service use that address for **NEW enquiries**.

- Please provide us with a client name – our system tracks bookings by client name.
- Please advise the composition and ages of the travellers?
- Which Month & Year do your clients want to travel?
- Which destination(s) or experiences on your clients “to do” list?
- Are there any lodges or hotels or experiences clients mentioned as on their wish list?
- How active are the clients? Any hobbies, sports or special interests?
- Do you have a budget in mind per person or per day or for the total land arrangements? Nett to you or at a gross selling rate including your commission and credit card charges – we can quote you on either?
- Any medical conditions, allergies or dietary requirements we should know about?

# LUXURIOUS BOTSWANA

8 Nights

Victoria Falls, Zimbabwe, Selinda Reserve and Duba Plains Private Reserve

DISCOVER



## LUXURIOUS BOTSWANA

SHARE:

| START      | ACCOMMODATION    | DESTINATION                 | DURATION | BASIS |
|------------|------------------|-----------------------------|----------|-------|
| 1 Aug 2020 | Mpala Jena Suite | Victoria Falls, Zimbabwe    | 2 nights | FI    |
| 3 Aug 2020 | Zarafa Camp      | Selinda Reserve             | 3 nights | FI    |
| 6 Aug 2020 | Duba Plains Camp | Duba Plains Private Reserve | 3 nights | FI    |

KEY

FI: Fully Inclusive - Bed, All Meals, Fees and Activities

FAST FACTS

INCLUDES

EXCLUDES

FAST FACTS

9 Days / 8 Nights

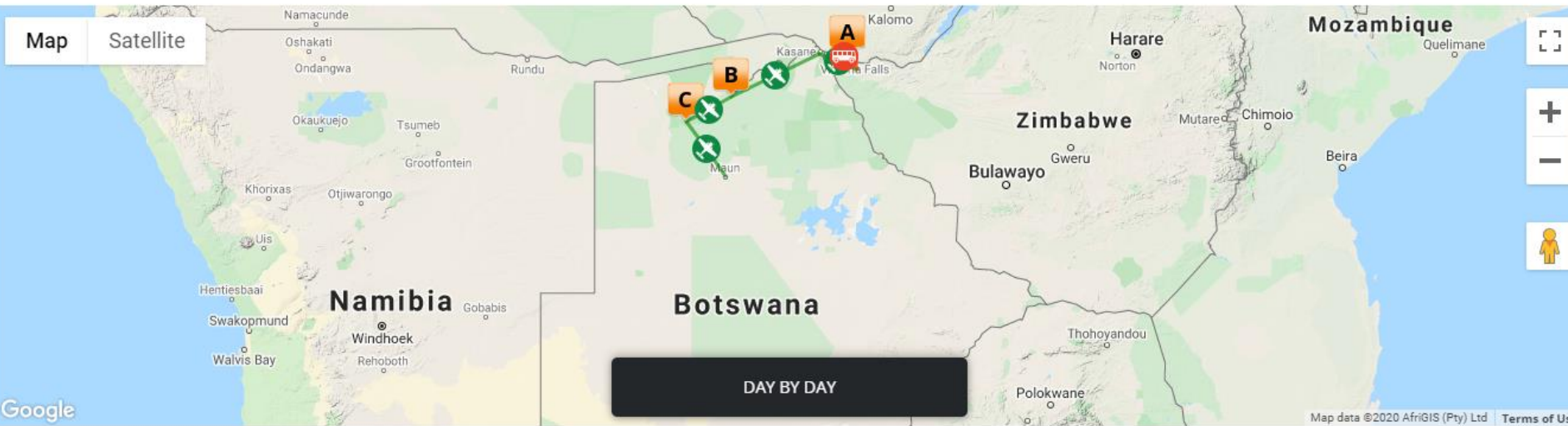
Reference Number: JBF128125

2 guests



YOUR TRAVEL MAP

LUXURIOUS BOTSWANA



VICTORIA FALLS, ZIMBABWE : MPALA JENA SUITE



# WHAT YOU CAN EXPECT FROM US

- Independent
- Hands on day to day management
- True African Travel Designers
- Passionate about Service and Africa
- Tailormade FIT; Family or friends group travel arrangements

Here is some inspiration for you...

# ZAMBIA

- Landlocked country
- Population: 14.3 million
- Area: 752,614 sq km
- Climate tropical



- Remote wilderness experiences
- Authentic Africa
- Adventure



# GETTING THERE

| AIRLINE            | ROUTING                | MON | TUE | WED | THU | FRI | SAT | SUN |
|--------------------|------------------------|-----|-----|-----|-----|-----|-----|-----|
| Emirates           | Dubai via Harare       | ✓   | ✓   | ✓   | ✓   | ✓   | ✓   | ✓   |
| Kenyan Airways     | Europe via Nairobi     | ✓   | ✓   | ✓   | ✓   | ✓   | ✓   | ✓   |
| Ethiopian Airlines | Europe via Addis Ababa | ✓   | ✓   | ✓   | ✓   | ✓   | ✓   | ✓   |
| Turkish Airlines   | Europe via Istanbul    |     | ✓   |     |     | ✓   |     |     |

| AIRLINE               | ROUTING                      | MON | TUE  | WED | THU  | FRI | SAT  | SUN |
|-----------------------|------------------------------|-----|------|-----|------|-----|------|-----|
| South African Airways | Johannesburg direct          | ✓   | ✓    | ✓   | ✓    | ✓   | ✓    | ✓   |
| SA Express            | Durban direct                |     | ✓    |     | ✓    | ✓   |      | ✓   |
| Precision Air         | Dar es Salaam via Lubumbashi |     |      | ✓   |      | ✓   |      | ✓   |
| Air Namibia           | Windhoek direct              |     | ✓    | ✓   | ✓    | ✓   | ✓    | ✓   |
| Air Botswana          | Gaborone direct              |     |      | ✓   |      | ✓   |      | ✓   |
| Egypt Air             | Cairo via Johannesburg       | ✓   | ✓    | ✓   | ✓    | ✓   | ✓    | ✓   |
| Kenyan Airways        | Nairobi                      | ✓   | ✓    | ✓   | ✓    | ✓   | ✓    | ✓   |
| *TAAG Angola Airlines | Luanda direct                |     |      |     |      |     |      |     |
| *Ethiopian Airlines   | Addis                        | ✓   | ✓    | ✓   | ✓    | ✓   | ✓    | ✓   |
| Malawian Airlines*    | Lilongwe or Blantyre         |     | ✓LLW |     | ✓LLW |     | ✓LLW |     |

- ❖ InterContinental Lusaka
- ❖ Latitude 15
- ❖ Lilayi Lodge
- ❖ Protea Hotel Lusaka
- ❖ Radisson Blu Lusaka
- ❖ Southern Sun  
Ridgeway Lusaka
- ❖ Taj Pamodzi Lusaka

# GETTING THERE

## Regional flights into Livingstone:

| AIRLINE               | ROUTING                                     | MON | TUE | WED | THU | FRI | SAT | SUN |
|-----------------------|---|-----|-----|-----|-----|-----|-----|-----|
| South African Airways | Johannesburg direct                         | ✓   | ✓   | ✓   | ✓   | ✓   | ✓   | ✓   |
| British Airways       | Johannesburg direct                         | ✓   | ✓   | ✓   | ✓   | ✓   | ✓   | ✓   |
| Air Namibia           | Windhoek with Cape Town connection possible | ✓   | ✓   | ✓   | ✓   | ✓   | ✓   | ✓   |
| SA Airlink            | Nelspruit – for Kruger                      | ✓   | ✓   | ✓   |     | ✓   | ✓   |     |

- ❖ **Mfuwe** offers easy connection into **Malawi** with a 45 minute flight hop into **Lilongwe** for combining Lake Malawi or the rest of the country with safaris in Zambia
- ❖ **Lusaka/Lower Zambezi** – daily scheduled direct flights during Lower Zambezi Season (Apr – mid Nov)
- ❖ **Mfuwe/Livingstone** – all via **Lusaka**, peak season daily, emerald season flights are less frequent
- ❖ **Mfuwe/Lilongwe** – seat rate charters available daily (all year round)
- ❖ **Kafue** – seat rate charters daily from/to **Livingstone**, **Lusaka** or **Lower Zambezi**
- ❖ **Lusaka/Mfuwe/Lower Zambezi/Livingstone** flights on schedule

# GETTING AROUND





# GETTING AROUND



# CLIMATE



## TEMPERATURES (centigrade)

|     | Jan | Feb | Mar | Apr | May | Jun | Jul | Aug | Sep | Oct | Nov | Dec |
|-----|-----|-----|-----|-----|-----|-----|-----|-----|-----|-----|-----|-----|
| Max | 32  | 31  | 32  | 32  | 31  | 30  | 29  | 30  | 35  | 40  | 37  | 33  |
| Min | 20  | 20  | 19  | 18  | 19  | 12  | 11  | 12  | 15  | 20  | 22  | 22  |

## RAINFALL (mm)

|     |     |     |     |    |   |   |   |   |   |    |     |     |
|-----|-----|-----|-----|----|---|---|---|---|---|----|-----|-----|
| Ave | 195 | 287 | 141 | 91 | 0 | 0 | 0 | 0 | 0 | 50 | 108 | 110 |
|-----|-----|-----|-----|----|---|---|---|---|---|----|-----|-----|

# WHY ZAMBIA?



# WHY ZAMBIA?



20 national parks and 34  
game management areas

# WHY ZAMBIA?



Unspoiled by mass tourism

## MAIN ATTRACTIONS

- ❖ Livingstone
- ❖ Lower Zambezi National Park
- ❖ South Luangwa National Park
- ❖ Kafue National Park
- ❖ Kasanka National Park
- ❖ Liuwa Plain National Park
- ❖ North Luangwa National Park
- ❖ Shoebill Island



# LOWER ZAMBEZI NATIONAL PARK



# LOWER ZAMBEZI NATIONAL PARK





# KAFUE NATIONAL PARK



# KAFUE NATIONAL PARK



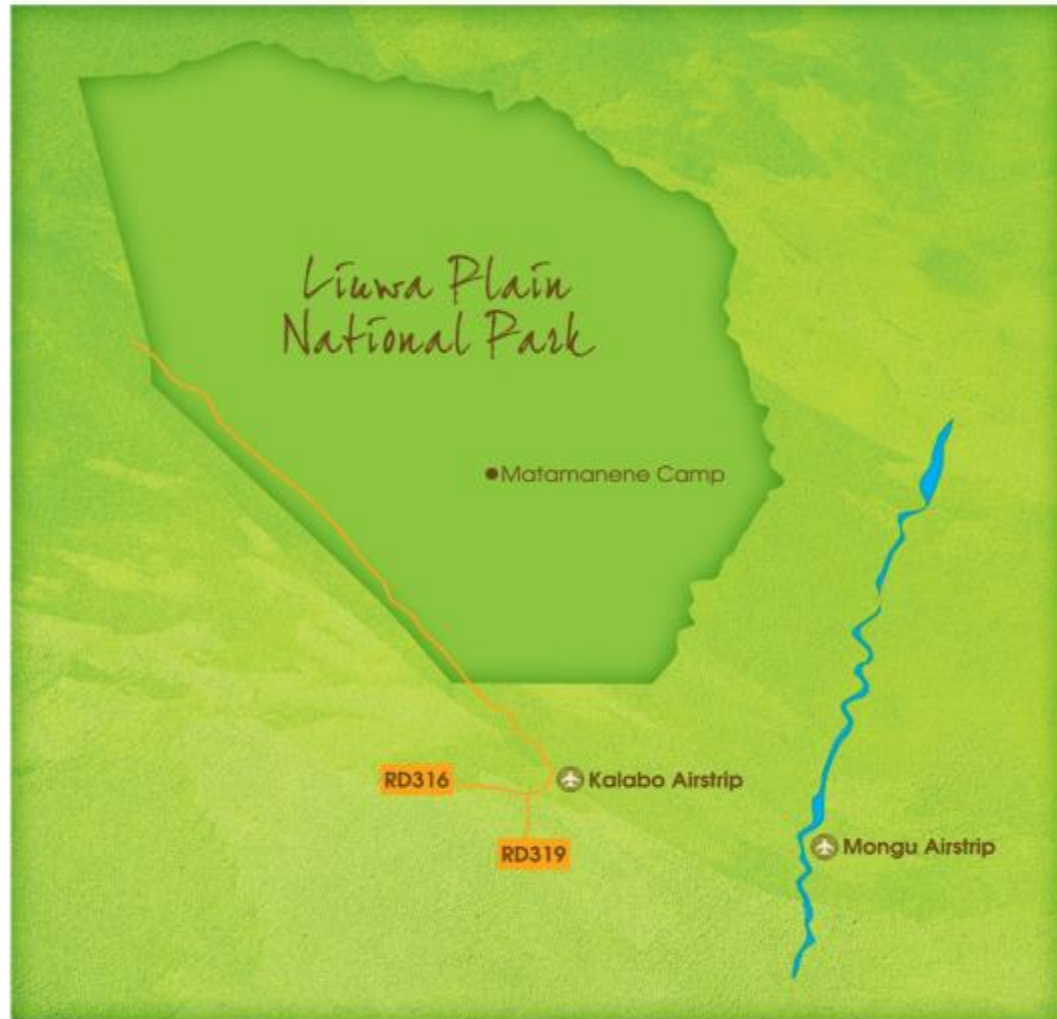
# KAFUE NATIONAL PARK



# KAFUE NATIONAL PARK



# LUIWA PLAIN NATIONAL PARK



# LUIWA PLAIN NATIONAL PARK



# KASANKA NATIONAL PARK



# KASANKA NATIONAL PARK



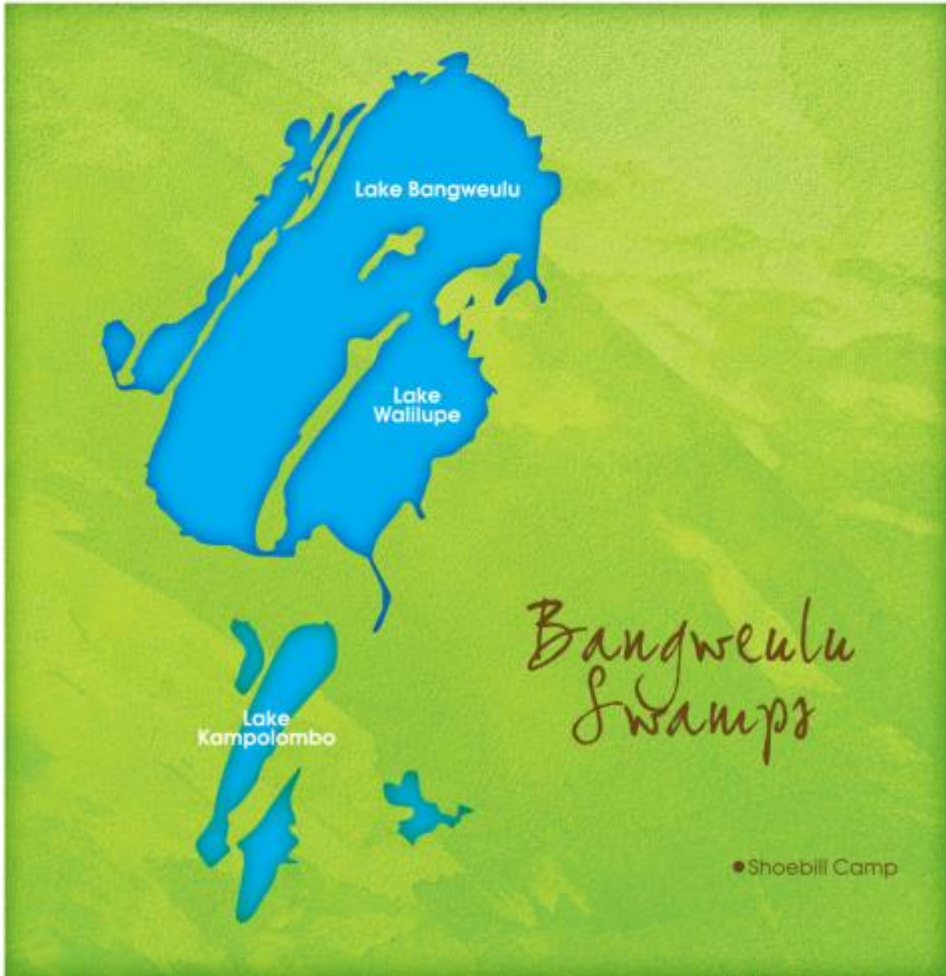
Extraordinary wildlife  
phenomenon



# KASANKA NATIONAL PARK



# SHOEBILL ISLAND



# SHOEBILL ISLAND



# SOUTH LUANGWA NATIONAL PARK



One of the greatest wildlife sanctuaries in the world

# SOUTH LUANGWA NATIONAL PARK



SOUTH LUANGWA NATIONAL PARK



# SOUTH LUANGWA NATIONAL PARK



# SOUTH LUANGWA NATIONAL PARK





# SOUTH LUANGWA NATIONAL PARK



SOUTH LUANGWA NATIONAL PARK



# LIVINGSTONE



# LIVINGSTONE



# LIVINGSTONE



LIVINGSTONE

