



JourneyBeyond

BOTSWANA

MEET THE TRIBE





Outstanding Expertise
WINNER
**BEST
CONTENT PROVIDER**
DMC
2019
Traveller Made®

Traveller Made
Best Content Provider
DMC
2019

WHY JOURNEY BEYOND

Independent

Hands on day to day management

First hand knowledge

Over 40 years of experience

Excellent relationships with suppliers

Passionate about Service and Africa

African Travel Designers: True good
old-fashioned consulting - FIT
specialists



YOUR AFRICA SPECIALIST

OUR EXPERTISE

South Africa

Southern Africa

Botswana, Zambia, Zimbabwe,
Mozambique,
Malawi & Namibia

East Africa

Tanzania, Kenya, Uganda,
Rwanda & Congo

Indian Ocean Islands

Seychelles, Mauritius, Maldives
& Madagascar

*Focused on the
luxury end of the
market*



RATE SHEETS FOR OUR AGENTS



PO Box 68954, Bryanston,
2021, Gauteng, South Africa
Tel: +27 11 781 9210
Email:
journey@journeybeyond.travel

21-Jan-20 to 31-Mar-21

RI

Nightly Rate Sheet

Botswana

Kasane

[Kasane](#)

[&Beyond Expeditions](#)

	MEALS	PERIOD	ROOM	CURR	PPS	SS
Botswana Highlights Expedition (8nts)						
			TENT		PPS	SS
		1-May-19 - 31-Jan-20			Closed	
FI		01-Feb-20 - 30-Apr-20		USD	3 178,00	1 467,00
		1-May-20 - 31-Jan-21			Closed	
Classic Explorer Expedition (8nts)						
			TENT		PPS	SS
		1-Jan-20 - 30-Jan-20			Closed	
FI		31-Jan-20 - 30-Jun-20		USD	3 356,00	1 467,00
FI		01-Jul-20 - 30-Sep-20		USD	5 967,00	2 772,00
FI		01-Oct-20 - 31-Dec-20		USD	3 356,00	1 467,00
		1-Jan-21 - 30-Jan-21			Closed	
Mini Explorer Expedition (6nts)						
			TENT		PPS	SS
		1-Jan-20 - 31-Jan-20			Closed	
FI		01-Feb-20 - 30-Jun-20		USD	2 712,00	1 144,00
FI		01-Jul-20 - 30-Sep-20		USD	4 739,00	2 156,00
FI		01-Oct-20 - 31-Dec-20		USD	2 712,00	1 144,00
		1-Jan-21 - 31-Jan-21			Closed	
Superior Explorer Expedition (8nts)						
			TENT		PPS	SS
		1-Jan-20 - 30-Apr-20			Closed	
FI		01-May-20 - 30-Jun-20		USD	3 528,00	1 550,00
FI		01-Jul-20 - 30-Sep-20		USD	6 250,00	2 912,00
FI		01-Oct-20 - 31-Dec-20		USD	3 528,00	1 550,00
		1-Jan-21 - 30-Apr-21			Closed	

RATE SHEETS FOR OUR AGENTS



BOTSWANA CHARTER (RI) RATES 2020

Updated - 17 December 2019

Group A	Group B	Group C	Group D
Chitabe Delta Qorokwe / Gomoti Ntswi Santawani Stanleys Xaxaba	Abu Banoka / Khwai Private Cement Camp Okavango Guma Hunda Jao Jedibe Kadzora Kanana Kwara Mombo Mopiri Motswiri Nxabega Omdop Piajo Pom Pom Seronga Shindi Vumbura Xaxanaka Xaranna Xaraxai Xigera Xugana	Chobe (not Kasane) Kwando Lebala Saille Savute Selinda	Deception Valley Dinaka Haina Kalahari Plains Leroo La Tau Nxai Pan Tau Pan Xigaro / Tsigaro Nxamaseri Shakawe

2020 - JOURNEY BEYOND (RI) USD RATES (inclusive of VAT)

	MAUN	A	B	C	D
A	164	194	204	206	317
B	187	204	204	206	317
C	214	206	206	206	317
D	237	317	317	317	317
KASANE	356	356	356	356	456

PLEASE NOTE: ALL RATES ARE **INCLUSIVE** OF 12% VAT

PLEASE NOTE: ALL RATES ARE **INCLUSIVE** OF CURRENT COMBINED SINGLE LIMIT INSURANCE OF US\$100 MILLION

PLEASE NOTE: ALL RATES ARE **EXCLUSIVE** OF ESTIMATED \$15 DEPARTURE TAX FROM MAUN AND KASANE IN 2020

PLEASE NOTE: ALL RATES ARE **EXCLUSIVE** OF ANY LANDING AND PICK UP FEES AT AIRSTRIPS - SEE COMMENTS

Group A Camps & Lodges	Comments
CHITABE CHITABE & SANDISE DELTA DELTA, ODDBALLS & ODBALLS ENCLAVE QOROKWE / GOMOTI GOMOTI PLAINS & QOROKWE LODGE NTSWI GUNNS & MOREMI CROSSING SANTAWANI RRA DINARE, MMA DINARE STANLEYS STANLEYS & BAINES XAXABA EAGLE ISLAND	Add \$15/person for drop off and pick up to Chitabe Camp Rates on separate sheet Add \$15/person for drop off and pick up at Qorokwe Camp Rates on separate sheet Add \$15/person for drop off and pick up Add \$15/person for drop off and pick up if not staying at Belmont Eagle Island Lodge

Group B Camps & Lodges	Comments
ABU ABU & SEBA BANOKA / KHWAI PRIVATE TULUDI, HYENA PAN, SABLE ALLEY & JACKAL AND HIDE CEMENT MACATOO CAMP CAMP OKAVANGO CAMP OKAVANGO GUMA GUMA & GUMA LAGOON HUNDA TUBU TREE LODGE JAO JAO CAMP, KWETSANI, JACANA & PELO JEDIBE SETARI KADIZORA KADIZORA & BUSHMAN PLAINS KANANA KANANA KHWAI KHWAI GUEST HOUSE, RIVER VIEW, RIVER LODGE & NOKONYANA MACHABA, SANGO, KHWAI TENTED & KHWAI BUSH, MOGOTHOLO & SACUNI KWARA KWARA, LITTLE KWARA & SPLASH MOMBO MOMBO MOPIRI MOPIRI MOTSWIRI MOTSWIRI NXABEGA NXABEGA OMDOP DUBA PLAINS PIAJO CHIEFS POM POM POM POM SERONGA OKAVANGO HOUSE BOATS, KANANGA & TARUK SHINDE SHINDE VUMBURA VUMBURA PLAINS & DUBA EXPLORERS XAKANAKA CAMP MOREMI, XAKANAKA, OKUTI & XOBEGA XARANNA XARANNA & XUDUM XARAXAI MAPULA & UNCHARTERED AFRICA EXPEDITION XICERA XICERA XUGANA XUGANA	Flights to this airstrip only operated by Wilderness Air from 01 Mar 20 - until then Add \$15/person for drop off and pick up N/A Airstrip tax is pending and likely to be implemented for 2020 - will advise CERTAIN RESTRICTIONS APPLY Add \$15/person for drop off and pick up Flights to this airstrip only operated by Wilderness Air from 01 Mar 20 - until then Add \$15/person for drop off and pick up Add \$15/person for drop off and pick up if not staying at Khwai River Lodge N/A Airstrip tax is pending and likely to be implemented for 2020 - will advise Flights to this airstrip only operated by Wilderness Air from 01 Mar 20 - until then Add \$15/person for drop off and pick up N/A Airstrip tax is pending and likely to be implemented for 2020 - will advise Add \$15/person for drop off and pick up Add \$15/person for drop off and pick up N/A Airstrip tax is pending and likely to be implemented for 2020 - will advise CERTAIN RESTRICTIONS APPLY N/A Airstrip tax is pending and likely to be implemented for 2020 - will advise

Group C Camps & Lodges	Comments
CHOBIE AIRSTRIP (not Kasane) DJUMA TAU, KINGS POOL & SAVUTE BUSH CAMP KWANDO KWANDO LAGOON LEBALA KWANDO LEBALA SAILLE LINYANTI BUSH, LINYANTI EXPEDITIONS & LINYANTI EBOYI SAVUTE SAVUTE ELEPHANT & SAVUTE SAFARI LODGE GHOHA HILLS, SKL CAMP SAVUTI & SKL CAMP LINYANTI SELINDA SELINDA, SELINDA CANOE TRAILS, ZARAFKA & EXPLORERS	Add \$15/person for drop off and pick up N/A Airstrip tax is pending and likely to be implemented for 2020 - will advise N/A Airstrip tax is pending and likely to be implemented for 2020 - will advise

Group D Camps & Lodges	Comments
DECEPTION VALLEY DECEPTION VALLEY DINAKA DINAKA HAINA HAINA SAFARI LODGE KALAHARI PLAINS KALAHARI PLAINS LEROO LE TAU LEROO LE TAU & MENO A KWENA NXAI PAN NXAI PAN NXAMASERI NXAMASERI RIVER LODGE SHAKAWA XARO LODGE, SHAKAWA RIVER LODGE & DROTSKY'S CABINS TAU PAN TAU PAN XIGARO / TSIGARO JACKS, SAN & CAMP KALAHARI	NOT AVAILABLE CURRENTLY N/A Airstrip tax is pending and likely to be implemented for 2020 - will advise Rates on separate sheet N/A Airstrip tax is pending and likely to be implemented for 2020 - will advise Rates on separate sheet Rates on separate sheet

PRE-DEPARTURE INFORMATION FOR OUR AGENTS



BOTSWANA PRE-DEPARTURE INFORMATION



Time Zone

GMT + 2 Hours

One hour ahead of Central European Winter Time

Seven hours ahead of Eastern Standard Winter Time, USA

Situation

Botswana is a land-locked country dominated in geographical terms by the Kalahari Desert - a sand-filled basin averaging 1,100 meters above sea level. The country lies between longitudes 20 and 30 degrees east of Greenwich and between the latitudes 18 and 27 degrees approximately south of the Equator. Botswana is surrounded by Namibia, South Africa, Zambia and Zimbabwe. Slightly larger than France and almost the size of Texas, the landmass covers 581 730 square kilometres (224 607 square miles).

Languages

English is the official language, while Setswana is the most widely spoken African language.

Religion

Early tribal religions were primarily cults. The supreme being and creator was known as the Modimo. Religious rites included the bogwera and bojale (male and female initiation ceremonies) and gofethla pula or rain-making rites. Today, Christianity is the prevailing belief system (well over 60% of the population). Christianity was brought to Botswana by David Livingstone in the 19th Century. The main denominations are Roman Catholic, Anglican, Zion, Lutheran and the Methodist Christian Church.

The People

The population of Botswana is made up of people from approximately 20 different tribes, some of which came originally from Botswana's neighbouring countries: South Africa, Zimbabwe, Zambia, Angola and Namibia. Ethnic groups in Botswana are predominately made up of Tswana people (79 %) and split up among eight tribes. The others include Bamangwato, Bakwena, Bangwaketse, Bakgatla, Barolong, Bamalete, and Batlokwa. The next largest single group of indigenous peoples is the Kalanga, which accounts for about 11% of the population and there are approximately 3% Basarwa (Bushmen). Kgalagadi and whites account for about 7%. Through the centuries, as people of the different tribes joined, they shared many of their customs.

PRE-DEPARTURE INFORMATION FOR OUR AGENTS



Today, all of these different customs and beliefs help make up the culture of Botswana, as well as influences from non-African places because Botswana today is a modern country. The people of Tswana origin and also the citizens of the country are called Bastwana or Motswana. The language of Botswana is Setswana, and the word is also used to describe the way of life.

Climate

Botswana's climate is semi-arid. Though it is hot and dry for much of the year, there is a rainy season, which runs through the summer months. Rainfall tends to be erratic, unpredictable and highly regional. Often a heavy downpour may occur in one area while 10 or 15 kilometres away there is no rain at all. Rain typically falls in short thundershowers in the late afternoon. Showers are often followed by strong sunshine so that a good deal of the rainfall does not penetrate the ground but is lost to evaporation and transpiration. Rainfall is low (approximately 470 mm / 18.5 in) per year and phrases like "rainy season" should be seen in context.

Weather in Botswana

Seasons

Spring: September – October

Summer: November – March

Autumn: April – May

Winter: June - August

	JAN	FEB	MAR	APR	MAY	JUN	JUL	AUG	SEP	OCT	NOV	DEC
Temperature (Fahrenheit)												
High	90	89	88	87	82	77	77	83	91	95	94	91
Low	66	66	63	58	49	42	42	47	55	64	66	66
Temperature (Celsius)												
High	32	31	31	30	27	25	25	28	32	35	34	32
Low	18	18	17	14	9	5	5	8	12	17	18	18
Rainfall												
mm	110	80	70	25	7	3	0	0	0	30	50	95
Humidity												
Percent	60	60	61	52	49	49	45	39	33	36	43	52

SPECIALS OVERVIEW

Abu Camp

Valid until 31Dec21 (to be booked until 30Jun20)

Fly Further for Free

Our free flights offer has been extended to include our Hwange camps and Toka Leya – making it possible to book more than one region at fantastic value for money.

Free flights between Victoria Falls Airport/Wilderness Safaris Hwange camps, and vice versa.

Free scheduled road transfers Kasane/Livingstone town or airport or Kasane/Victoria Falls town or airport, and vice versa.

For travel between now and the end of 2021.

Flying further for free includes:

Book a minimum of 6 nights at our Wilderness Safaris Botswana, Livingstone and/or Hwange camps, and the first 3 qualifying legs (air and/or road as specified above) are free.

Book a minimum of 8 nights or more at our Wilderness Safaris Botswana, Livingstone and/or Hwange camps, and the first 4 qualifying legs (air and/or road as specified above) are free.

Key Info

Book between 10Dec19 and 30Jun20.

Valid for travel between Tuesday 10Dec19 and 31Dec21.

The free flights can be combined with our existing long-stay rates in low season as well as the Solo Traveller offer in Botswana – valid until the end of Mar20!

Terms and Conditions

While the minimum number of nights is required at Wilderness Safaris camps, Associated Product can be included – as long as it is booked through Wilderness Safaris and the non-Wilderness camps are accessed via our Wilderness Air Botswana and Zimbabwe circuits and transfers specified above.

Applicable to all full-paying guests, including standard bookings for children and private guides.

Bookings on reduced accommodation rates excluded.

Applicable to NEW quotes and bookings only – no conversion of existing quotes and bookings.

Based on seat rates only, excludes sole-use flights, and excludes relevant departure taxes or landing fees (third party airstrips).

Valid 01Nov20-31Mar21

Green Season Helicopter Special - Deal Extended to Next Year -enquire about rate

We will offer a 30 Minute Scenic Helicopter flight including champagne stop at the same per person rate as this season. Applicable ex Abu, Seba, Chitabe, Chitabe Lediba, Qorokwe, Jao, Jacana, Kwetsani, Pelo, Tubu Tree, Little Tubu, Mombo, Little Mombo, Vumbura Plains and Little Vumbura

Bakwena Lodge

Valid 01Jul20-30Sep20- enquire

Jaci's Madikwe & Botswana Treehouse Safari

Duration: 9 Nights

Suitability: For couples, families & small groups

Tour Overview: 3 nights Jaci's Star Bed Suites, 1 night Intercontinental Johannesburg OR Tambo Airport, 2 Nights Sable Alley, 1 night Sky Beds Okavango Delta & 2 Nights Chobe Bakwena Lodge Treehouse Suites

SPECIAL INTEREST INSPIRATION



SECRETS OF TRAVEL IN THE GREEN SEASON REVEALED

Conventional wisdom states that the dry seasons are the best times to visit Africa, with the game dependent on ever-shrinking waterholes and more concentrated, so that sightings are better. With vegetation withering, even smaller creatures can be easier to spot. However, with safari holidays becoming more popular, this emphasis on each region's dry season means that travellers couldn't always escape from the crowds and even the most luxurious lodges often operate at capacity.

The Green Season – that is, the time when the bush comes alive during and after the rains – was often overlooked or dismissed as “not the right time” to go to Africa on holiday. Those in the know, however, referred to it as the Secret Season and like all the best secrets, it was worth keeping.

Let's quickly get the disadvantages of green season travel out of the way. Yes, you're more likely to get rained on (although it will probably be a short cloudburst rather than a sustained downpour, and given that it's summer, we're talking pleasantly warm rain). Yes, the wildlife will have dispersed somewhat and with plants growing at a furious pace, they'll have more places to hide. And yes, there may be more bugs than usual and the humidity will be higher.

With a little careful planning, and a spirit of adventure, we believe that the Green Season can be one of the very best times to visit Africa on safari – and now Journey Beyond can reveal its secrets.

Movements of animals in Africa are largely tied to rainfall, with herds congregating where the freshest, greenest shoots are to be found, and the thunder of their hooves following the distant rumble of storms. As we say in Africa, water makes the herds go round.



TECHNICAL NEWSLETTER

JourneyBeyond

FEBRUARY 2020 NEWSLETTER



Dear Christin,

Check out our latest travel updates and specials:

- **Jaci's Sabi House** in the Sabi Sand Game Reserve Stay 3 Pay 2 special until 31 March 2020
- **Belmond Safari Lodges** complimentary intercamp flights from 01 June to 30 September 2020 & 24 December to 31 December 2020
- **Singita Kruger National Park** and **Singita Zimbabwe** Stay 6 Pay 5 special including return flights until 31 May 2020 and 01 September to 14 December 2020
- **Azura Benguerra Island** Stay 6 Pay 5 special until 15 December 2020
- **Luxury Private Treehouse** opens in Kruger National Park, South Africa

IMPORTANT INFORMATION REQUIRED

With all NEW enquiries please send your first request to journey@journeybeyond.travel – feel free to copy anyone else here, but for the best service use that address for **NEW enquiries**.

- Please provide us with a client name – our system tracks bookings by client name.
- Please advise the composition and ages of the travellers?
- Which Month & Year do your clients want to travel?
- Which destination(s) or experiences on your clients “to do” list?
- Are there any lodges or hotels or experiences clients mentioned as on their wish list?
- How active are the clients? Any hobbies, sports or special interests?
- Do you have a budget in mind per person or per day or for the total land arrangements? Nett to you or at a gross selling rate including your commission and credit card charges – we can quote you on either?
- Any medical conditions, allergies or dietary requirements we should know about?



LUXURIOUS BOTSWANA

8 Nights

Victoria Falls, Zimbabwe, Selinda Reserve and Duba Plains Private Reserve

DISCOVER



LUXURIOUS BOTSWANA

SHARE:  

START	ACCOMMODATION	DESTINATION	DURATION	BASIS
1 Aug 2020	Mpala Jena Suite	Victoria Falls, Zimbabwe	2 nights	FI
3 Aug 2020	Zarafa Camp	Selinda Reserve	3 nights	FI
6 Aug 2020	Duba Plains Camp	Duba Plains Private Reserve	3 nights	FI

FI: Fully Inclusive - Bed, All Meals, Fees and Activities

FAST FACTS

INCLUDES

EXCLUDES

FAST FACTS

9 Days / 8 Nights

Reference Number: JBF1128125

2 guests



YOUR TRAVEL MAP

LUXURIOUS BOTSWANA

Map Satellite

A map of Botswana and surrounding regions (Namibia, Zimbabwe, Mozambique). A travel itinerary route is shown with three orange markers labeled A, B, and C. Marker A is at Victoria Falls, B is at Kasane, and C is at Maun. Green 'X' icons are placed along the route between these points. The map includes various geographical labels and a 'DAY BY DAY' button at the bottom center. Map data is attributed to AfriGIS (Pty) Ltd.

Botswana

Namibia

Zimbabwe

Mozambique

DAY BY DAY

Map data ©2020 AfriGIS (Pty) Ltd | Terms of Use

WHAT YOU CAN EXPECT FROM US

- Independent
- Hands on day to day management
- True African Travel Designers
- Passionate about Service and Africa
- Tailormade FIT; Family or friends group travel arrangements

Here is some inspiration for you...



Gulf of Guinea

Equatorial
Guinea
Gabon

DRC

Rwanda
Burundi

Uganda

Kenya

Somalia

Kinshasa

Nairobi

Luanda

Tanzania

Dar es Salaam

Angola

Zambia

Malawi

Mozambique

Zimbabwe

Madagascar

Namibia

Botswana

Pretoria

Swaziland

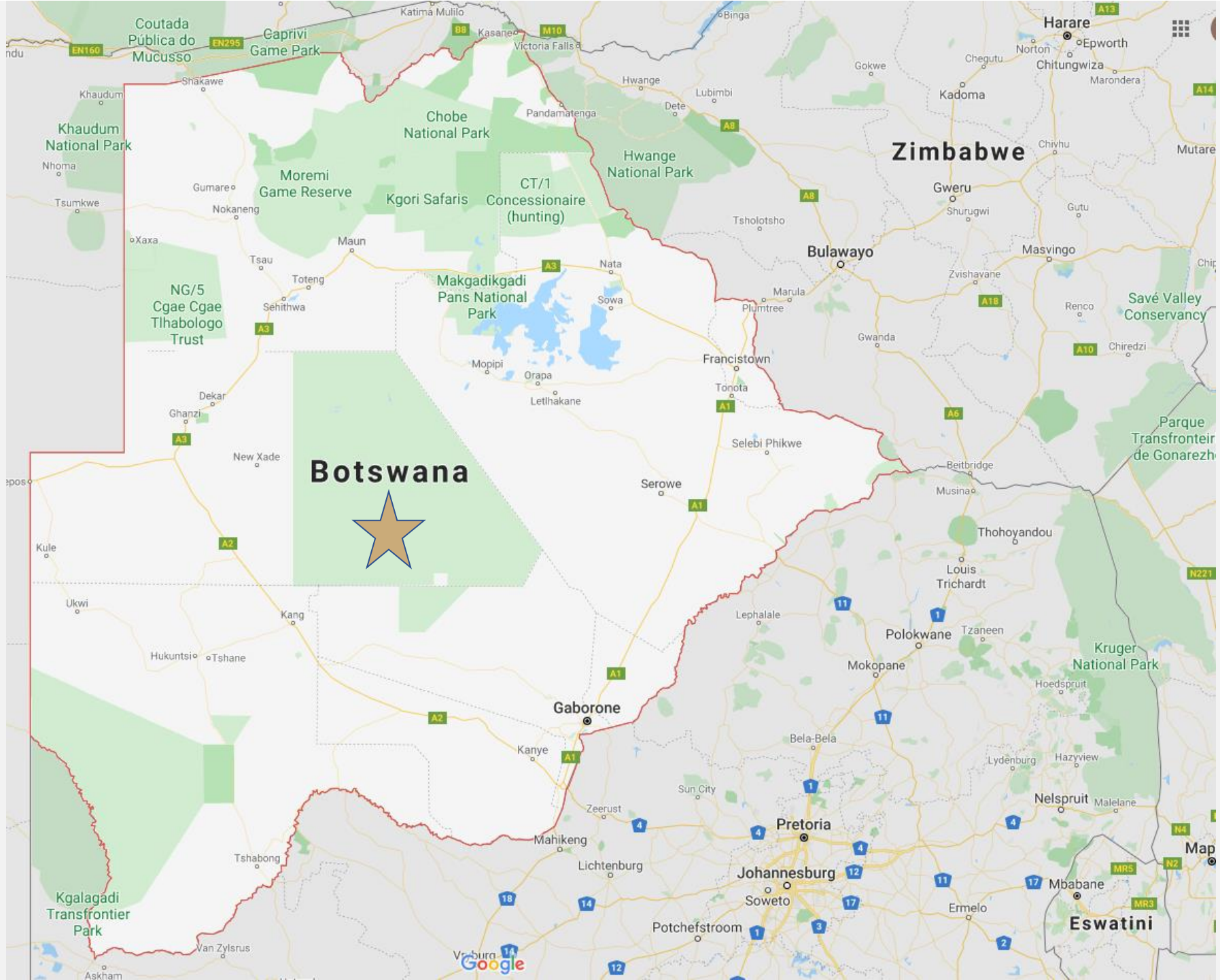
South
Atlantic
Ocean

Lesotho

South Africa

Durban

Cape Town



Botswana



Zimbabwe

Harare

Bulawayo

Gaborone

Pretoria

Johannesburg

Eswatini

INTRODUCTION

Botswana is perhaps southern Africa's premier wildlife destination.

Vast protected areas provide sanctuary to myriad species of animal and bird, include reintroduced white and black rhino. The mosaic of habitats that forms the miraculous Okavango Delta wetlands offers secluded, exclusive safari experiences in luxury lodges and tented camps, while the wilds of the Linyanti and Chobe, as well as the expanses of the salt pans and the Central Kalahari, give the ultimate sense of getting away from it all.

Botswana is surrounded by Namibia, South Africa, Zambia and Zimbabwe. Slightly larger than France and almost the size of Texas, the landmass covers 581 730 square kilometres (224 607 square miles).

WEATHER IN BOTSWANA

Seasons

Spring: September – October

Summer: November – March

Autumn: April – May

Winter: June – August

	JAN	FEB	MAR	APR	MAY	JUN	JUL	AUG	SEP	OCT	NOV	DEC
Temperature (Fahrenheit)												
High	90	89	88	87	82	77	77	83	91	95	94	91
Low	66	66	63	58	49	42	42	47	55	64	66	66
Temperature (Celsius)												
High	32	31	31	30	27	25	25	28	32	35	34	32
Low	18	18	17	14	9	5	5	8	12	17	18	18
Rainfall												
mm	110	80	70	25	7	3	0	0	0	30	50	95
Humidity												
Percent	60	60	61	52	49	49	45	39	33	36	43	52

GETTING AROUND PARADISE



GETTING AROUND PARADISE



We accept any type of luggage, including **Hard Case Baggage**. However, we have to be much stricter on **Luggage Dimensions and Weight**, as these don't 'squeeze in'.
This is what we accept;

Dimensions
30cm (11,8 inches) wide
35cm (13,8 inches) high
70cm (27,5 inches) long

Weight
20kgs Including hand luggage



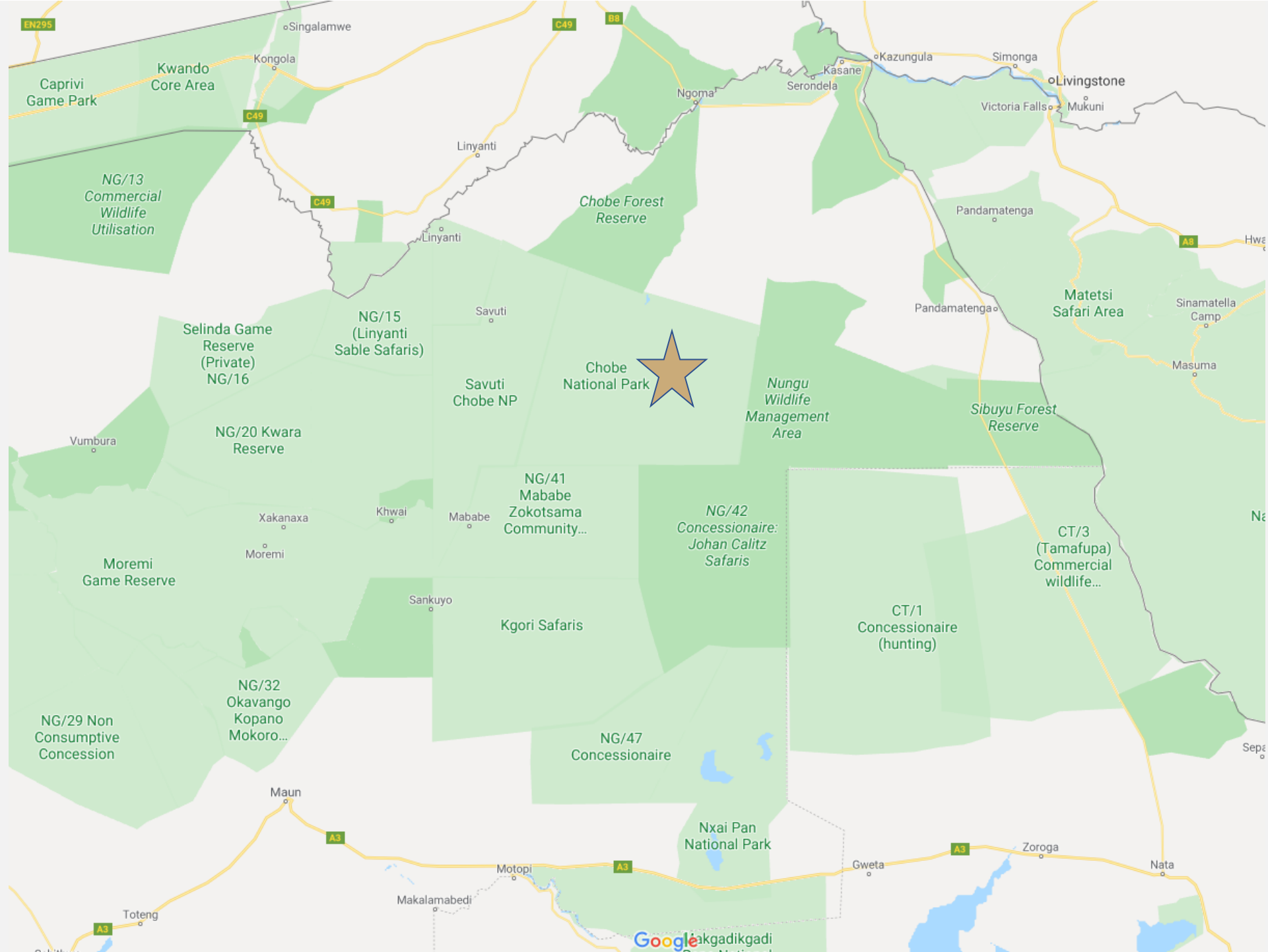
Any travellers expecting to travel with oversized or overweight luggage must inform us well in advance and the appropriate provisions will be made to accommodate any needs.

mackair

VARIOUS TYPES OF ACCOMMODATION

The extraordinary range of accommodations and attractions enable us to create memorable and innovative journeys to suit a broad range of client's expectations.

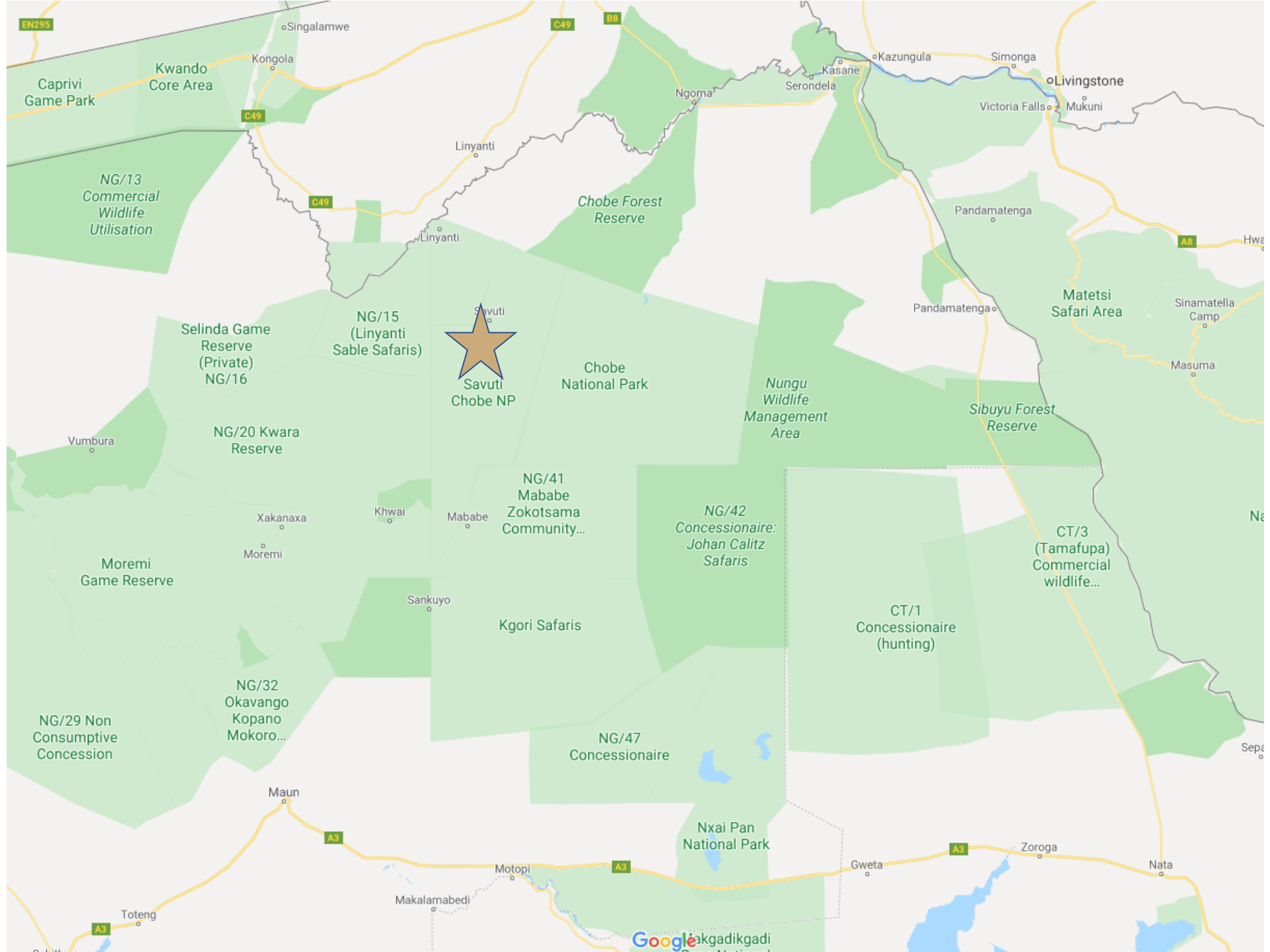




CHOBE NATIONAL PARK

Chobe National Park is in northern Botswana near the vast, inland Okavango Delta. It's known for its large herds of elephants and Cape buffalo, which converge along the Chobe Riverfront in the dry months. Lions, antelopes and hippos inhabit the woods and lagoons around Linyanti Marsh. The floodable grasslands of the Savuti Marsh attract numerous bird species, plus migrating zebras.

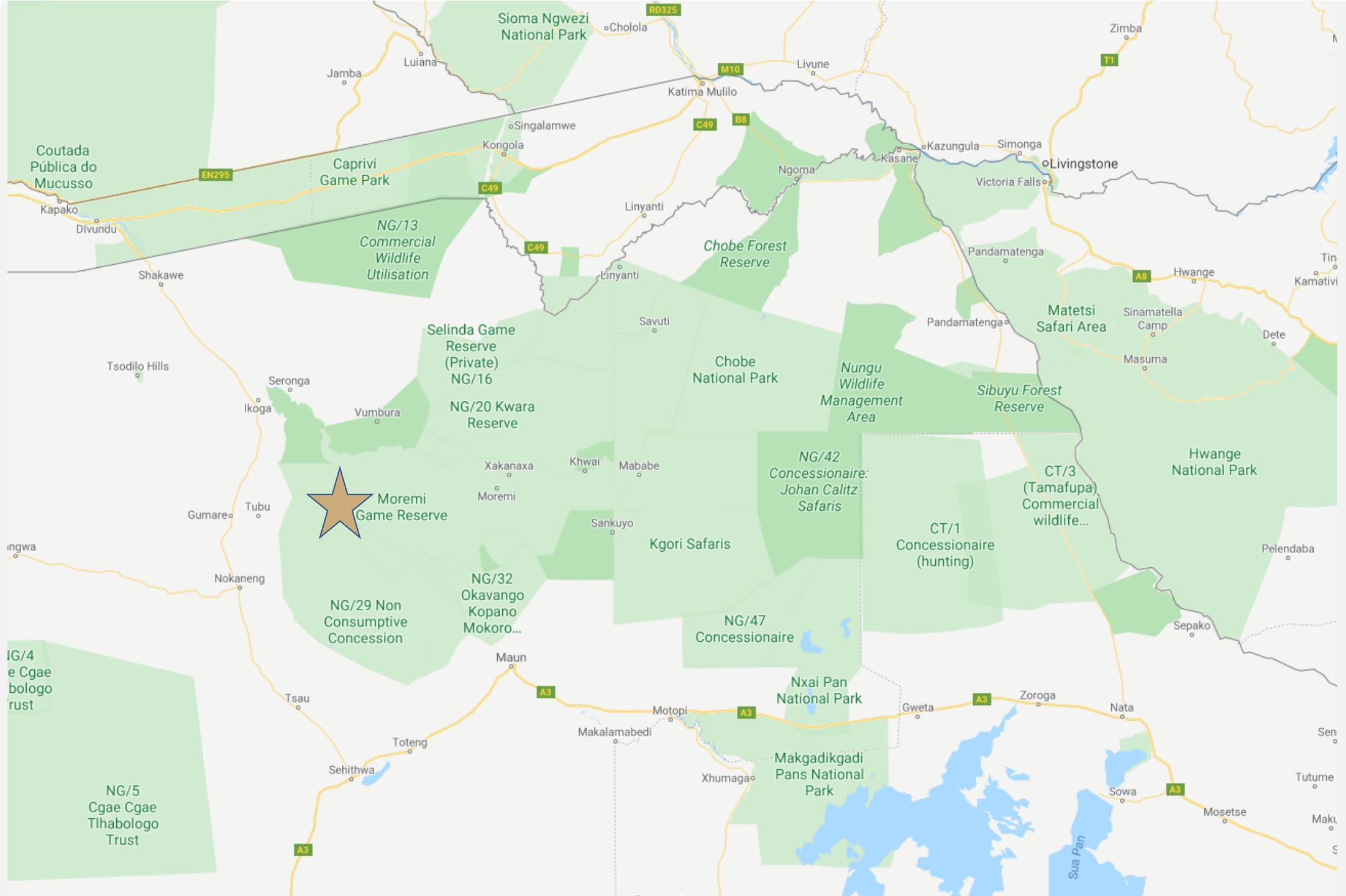




SAVUTE

Savute is tucked away within the spectacular Chobe National Park in Botswana, and stretches all along the northern boundaries of the park to the Linyanti River. Savute was dry and waterless for almost 3 decades, and artificial waterholes nourished the wildlife. Now up and running again, it offers an excellent base for Botswana safari tours.

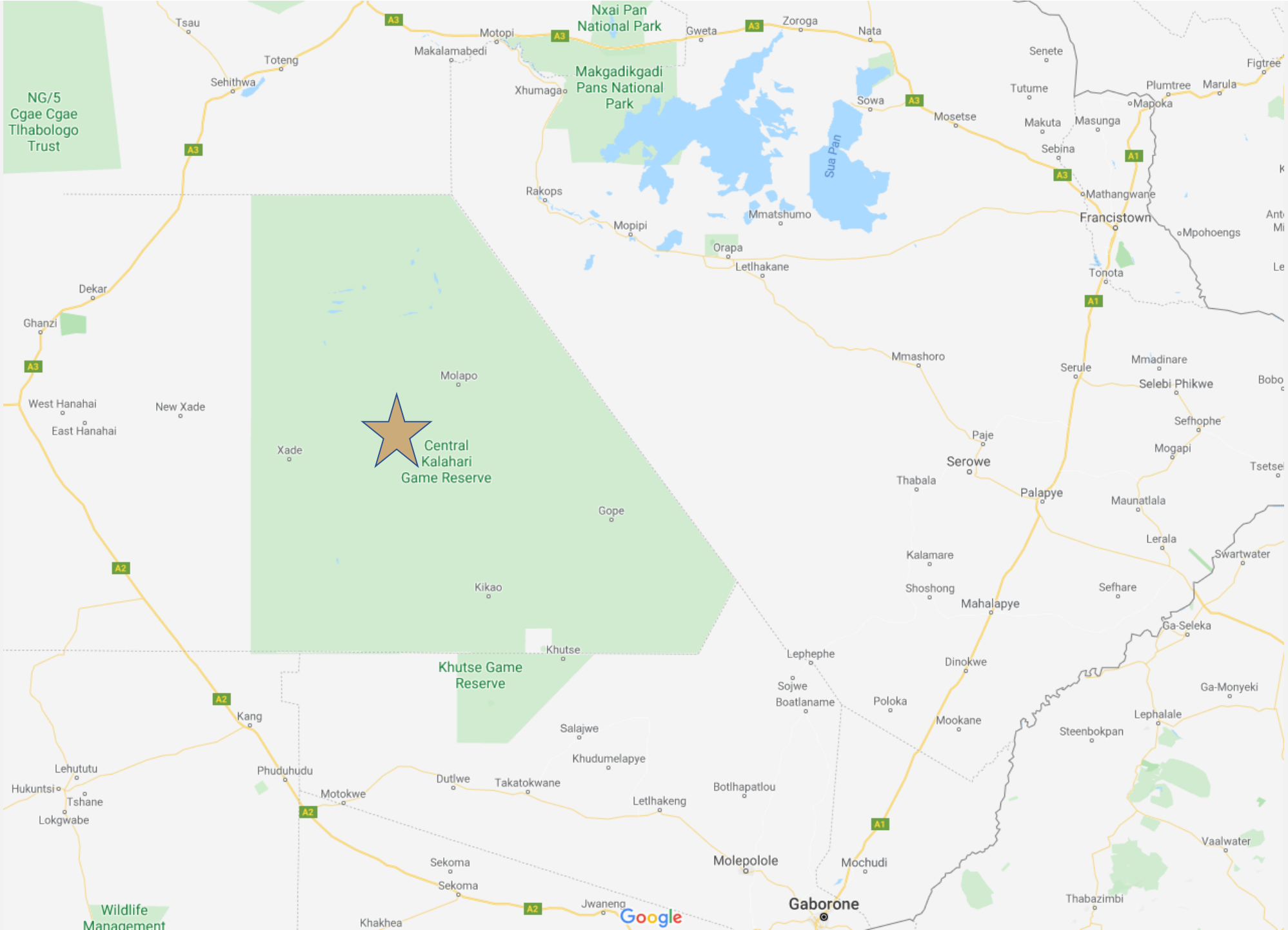




MOREMI WILDLIFE RESERVE & OKAVANGO REGION

Moremi Game Reserve is in northern Botswana, in the Okavango Delta, which becomes a lush animal habitat during seasonal floods. Dugout canoes are used to navigate past birdlife, hippos and crocodiles on waterways like the Xakanaxa Lagoon. On land, wildlife includes lions, leopards and rhinos. Safari camps are common, with several dotted around large Chief's Island and the forested Mopane Tongue Peninsula.





NG/5
Cgae Cgae
Tlhabologo
Trust

★
Central
Kalahari
Game Reserve

Khutse
Game
Reserve

Nxai Pan
National Park

Makgadikgadi
Pans National
Park

Sua Pan

Wildlife
Management

Google

Gaborone

Thabazimbi

Vaalwater

Steenbokpan

Ga-Seleka

Swartwater

Tsetse

Bobo

Le

Ant Mi

K

Figtree

Marula

Mapoka

Tonota

Mogapi

Sefhophe

Maunatlala

Sefhare

Lephalale

Ga-Monyeki

Thabazimbi

Vaalwater

Thabazimbi

Steenbokpan

Lephalale

Ga-Seleka

Swartwater

Tsetse

Bobo

Le

Ant Mi

K

Figtree

Marula

Mapoka

Tonota

Mogapi

Sefhophe

Maunatlala

Sefhare

Lephalale

Ga-Monyeki

Thabazimbi

Vaalwater

Tutume

Mathangwane

Francistown

Serule

Palapye

Mahalapye

Dinokwe

Mookane

Mochudi

Mochudi

Makuta

Masunga

Mosetse

Mmashoro

Thabala

Shoshong

Poloka

Botlhapatlou

Molepolole

Nata

Sowa

Mmatshumo

Orapa

Lethakane

Lephephe

Sojwe

Boatlaname

Letlhakeng

Zoroga

Gweta

Mopipi

Molapo

Gope

Kikao

Khutse

Salajwe

Khakhea

Motopi

Makalamabedi

Mopipi

Molapo

Gope

Kikao

Khutse

Salajwe

Khakhea

Tsau

Toteng

Sehithwa

Ghanzi

West Hanahai

East Hanahai

New Xade

Xade

Khang

Makamaditlha

Makamaditlha

Makamaditlha

Makamaditlha

Makamaditlha

Makamaditlha

Makamaditlha

Makamaditlha

Makamaditlha

Makamaditlha

Makamaditlha

Makamaditlha

Makamaditlha

Makamaditlha

Makamaditlha

Makamaditlha

Makamaditlha

Makamaditlha

Makamaditlha

Makamaditlha

Makamaditlha

Makamaditlha

Makamaditlha

Makamaditlha

Makamaditlha

Makamaditlha

Makamaditlha

Makamaditlha

Makamaditlha

Makamaditlha

Makamaditlha

Makamaditlha

Makamaditlha

Makamaditlha

Makamaditlha

Makamaditlha

Makamaditlha

Makamaditlha

Makamaditlha

Makamaditlha

Makamaditlha

Makamaditlha

Makamaditlha

Makamaditlha

Makamaditlha

Makamaditlha

Makamaditlha

Makamaditlha

Makamaditlha

Makamaditlha

Makamaditlha

Makamaditlha

Makamaditlha

Makamaditlha

Makamaditlha

Makamaditlha

Makamaditlha

Makamaditlha

Makamaditlha

Makamaditlha

Makamaditlha

Makamaditlha

Makamaditlha

Makamaditlha

Makamaditlha

Makamaditlha

Makamaditlha

Makamaditlha

Makamaditlha

Makamaditlha

Makamaditlha

Makamaditlha

Makamaditlha

Makamaditlha

Makamaditlha

Makamaditlha

Makamaditlha

Makamaditlha

Makamaditlha

Makamaditlha

Makamaditlha

Makamaditlha

Makamaditlha

Makamaditlha

Makamaditlha

Makamaditlha

Makamaditlha

Makamaditlha

Makamaditlha

Makamaditlha

Makamaditlha

Makamaditlha

Makamaditlha

Makamaditlha

Makamaditlha

Makamaditlha

Makamaditlha

Makamaditlha

Makamaditlha

Makamaditlha

Makamaditlha

Makamaditlha

Makamaditlha

Makamaditlha

Makamaditlha

Makamaditlha

Makamaditlha

Makamaditlha

Makamaditlha

Makamaditlha

Makamaditlha

Makamaditlha

Makamaditlha

Makamaditlha

Makamaditlha

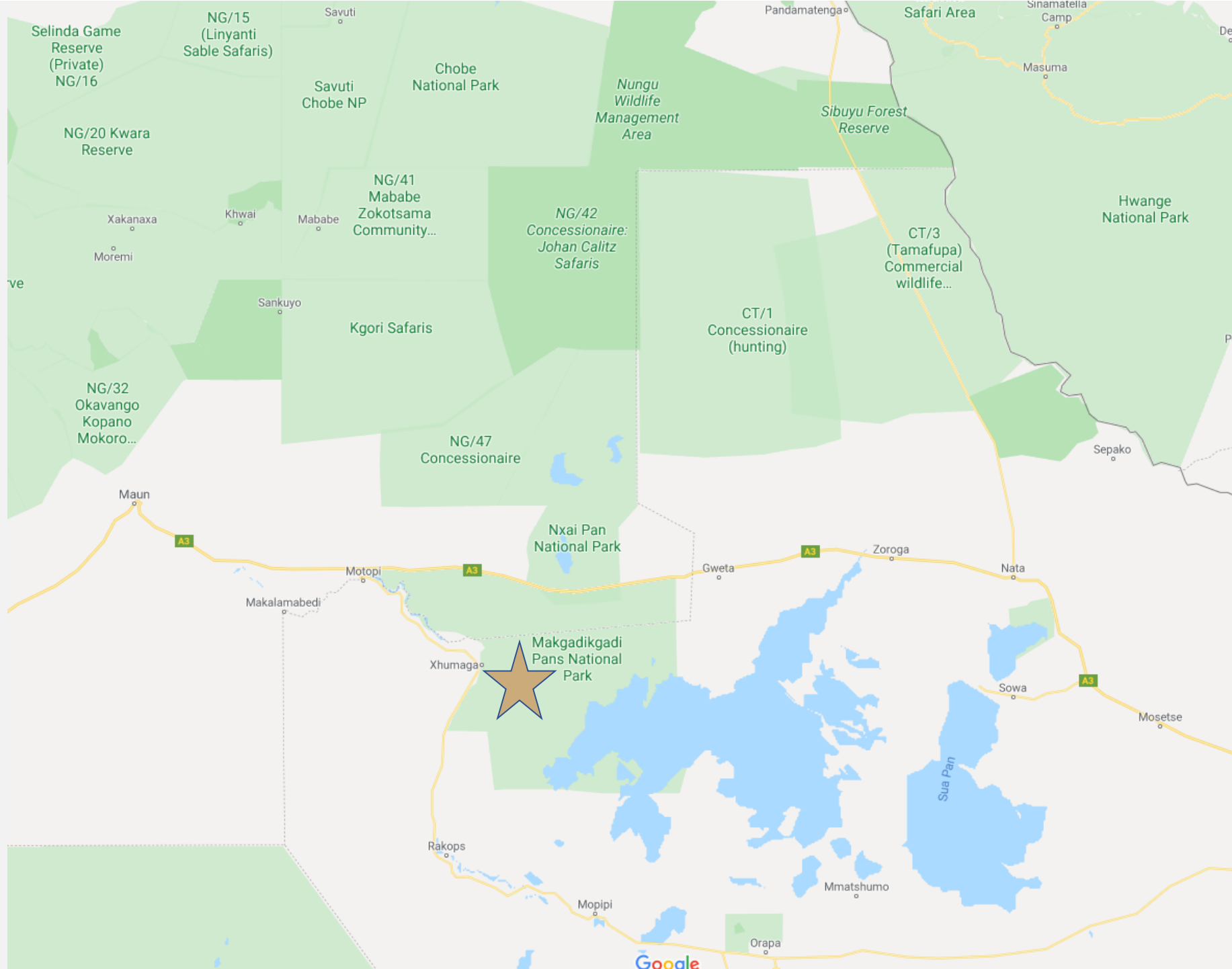
Makamaditlha

Makamaditlha

CENTRAL KALAHARI GAME RESERVE

This is the largest and by far the most remote reserve in Southern Africa. It covers an area of 52000 square km and makes the Central Kalahari the second largest reserve in the world.





Selinda Game Reserve (Private) NG/16

NG/15 (Linyanti Sable Safaris)

Savuti Chobe NP

Chobe National Park

Nguni Wildlife Management Area

Sibuyu Forest Reserve

CT/3 (Tamafupa) Commercial wildlife...

Hwange National Park

NG/20 Kwara Reserve

Xakanaxa
Moremi

Khwai

Mababe

NG/41 Mababe Zokotsama Community...

NG/42 Concessionaire: Johan Calitz Safaris

CT/1 Concessionaire (hunting)

Kgori Safaris

NG/32 Okavango Kopano Mokoro...

Sankuyo

NG/47 Concessionaire

Nxai Pan National Park

Maun

A3

Motopi

A3

Gweta

A3

Zoroga

Nata

A3

Mosetse

Makalamabedi

Xhumagao

Makgadikgadi Pans National Park

Sua Pan

Rakops

Mopipi

Mmatshumo

Orapa

Google

MAKGADIKGADI PANS GAME RESERVE

The Makgadikgadi Pans Game Reserve, a salt pan– with an area of 3 900 sq. kms is situated in the middle of the dry savanna of north-eastern Botswana. It is one of the largest salt flats in the world. The pan is all that remains of the formerly enormous Lake Makgadikgadi.



EXPERIENCES



GAME DRIVES



HORSE RIDING



BUSH WALKS



QUAD BIKING



MOKORO



HOT AIR BALLOON

EXPERIENCES



BUSHMAN



MEERKATS



STAR BEDS & BATHS



STAR GAZING



FAMILY SAFARIS



UNDERGROUND HIDES

EXPERIENCES



COMMUNITY TOURS



WELLNESS



UNIQUE DINING



GIVING BACK



PRIVATE USE VILLAS



SCENIC FLIGHTS



JourneyBeyond

THANK YOU